



FASTRAC | 4000 SERIES

Rated power: 160 - 217hp (119 - 162kW)



JCB FASTRAC

Raising performance and productivity levels to new heights with seamless control, faster operating speeds, multiple implement mountings and fastrac's unrivalled self-levelling suspension all round. It's all the tractor you will ever need.

A design that builds on core Fastrac features and capabilities - multiple implement mounting points for the ultimate in tractor utilisation, fast field and road speeds with more sophisticated all-round suspension and braking for stability, safety and comfort.

A stable and highly manoeuvrable platform for in-crop applications - all the more so with tighter turning four wheel steer and RapidSteer for quicker, more efficient headland turns.





COST EFFICIENT PRODUCTIVITY.

THE FASTRAC 4000 SERIES PACKS SOME GREAT INDIVIDUAL FEATURES. BUT WHAT REALLY SETS IT APART IS THE WAY THEY COME TOGETHER TO RAISE THE TRACTOR'S PERFORMANCE AND PRODUCTIVITY AS A WHOLE.

1 With the combination of a 2500L demount sprayer system and additional 1500L front tank, the Fastrac can even rival dedicated self propelled units in terms of spray capacity.

2 No need to buy a bigger fertiliser spreader - use the Fastrac's 4-tonne capacity rear deck to carry another 2.5 tonnes of fertiliser. This gives you better weight distribution and the ability to cover an extra 10ha with every fill. Add faster return-to-base fill-up journeys, and Fastrac will fit in an extra hour's productive work every day.



Compare Fastrac performance with conventional tractors. Faster in-field speeds, greater load carrying capacity, quicker headland turns and faster transfer speeds can save several working days a year. How's that for cost-effective productivity?



POWERFUL CONTROL.

POWER ON DEMAND DRIVERS OF THE MOST COMPACT TRACTOR IN THE FASTRAC RANGE HAVE UP TO 235HP AND 950NM OF TORQUE AT THEIR COMMAND. THAT'S SERIOUS PERFORMANCE BRINGING A SERIOUS INCREASE IN PRODUCTIVITY.



Power to perform.

Proven fuel efficiency and a generous supply of power up to 235hp (175kW) and torque up to 950Nm come from a 6.6-litre, six-cylinder engine.

1 Highly efficient SCR and DOC emissions control technology combined with a DPF meets Euro Stage V emissions standards.





CVT transmission ensures optimum use of power and torque, with seamless acceleration and power delivery, ideal speeds for every situation, and ultra-fine speed control for top-quality work with all implements.

Different transmission and engine control strategies are easily engaged using the Fastrac's touch screen controller - prioritise power and productivity, fuel economy, fixed engine/PTO speed, fuel-efficient road travel. Fast on the road and in the field with low engine revs.

ULTIMATE COMFORT.

THE 4000 SERIES FASTRAC COMBINES A UNIQUE SUSPENSION SYSTEM WITH THE COMMAND PLUS CAB TO PROVIDE CLASS LEADING LEVELS OF COMFORT FOR THE OPERATOR.



1 All round advanced hydropneumatic suspension provides unrivaled comfort & stability - unique to JCB Fastrac.

2 Mid-mounted cab position gives additional comfort and excellent 360 visibility.

3 Forward-raked 'A' pillars make the doorways bigger and increase interior spaciousness, while the near-vertical windscreen reduces heat absorption on a sunny day.





If you've never experienced the Fastrac from behind the wheel you can't appreciate just how much smoother the ride is in the field and on the road. Mid-mounted cab location, all-round suspension and high-spec air seat ensure class-leading comfort.

YEAR ROUND VERSATILITY.

THE MULTI-TASKING FASTRAC 4000 SERIES HAS FIVE LOCATIONS FOR IMPLEMENTS - DRAWBAR, REAR LINKAGE, FRONT LINKAGE, FRONT CHASSIS, REAR DECK. NO WONDER IT'S SO VERSATILE AND PRODUCTIVE.

Versatility is standard.

It's the Swiss Army knife of tractors in a small but powerful package. Make use of five implement positions, including the chassis for a front loader, to do more operations in one go.

A Maximum Permissible Vehicle Weight of 14.5 tonnes offers increased productivity, due to the ability to carry larger, heavier implements with more time between input refills.

Specify the 4000 Series with a range of drawbar and rear deck options to suit your operation. Weight blocks, storage trays, spider frames and more can be fitted to the rear deck.



Front and rear axles now have increased load capacity, braking capability, steering force & plated weights.



SAFE AND SECURE.

HIGH-SPEED ROAD TRAVEL BRINGS WELCOME BENEFITS BUT ALSO RESPONSIBILITIES. THAT'S WHY EVERY JCB FASTRAC HAS A UNIQUE COMBINATION OF SAFETY FEATURES.

Safety first.

High performance disc brakes all round provide maximum stopping power - they can consistently bring a Fastrac and its load to a halt up to 15% quicker than conventional tractors.

Completely new stiffer chassis and suspension with anti-rollbars front and rear bring superior handling and stability during high-speed travel.





Every Fastrac is fitted with ABS as standard to provide a tractor with ultimate control when braking in all conditions.

SWIFT AND AGILE.

THE FOUR-WHEEL STEERING 4000 SERIES FASTRAC IS MORE AGILE AND MANOEUVRABLE THAN EVER BEFORE.



The compact chassis is narrower where it counts - so turns are tighter than ever.

Rapid Steer option makes headland turns quicker, easier and less tiring for the operator.

Save time.

15 user selectable steering modes provide precise machine control in all applications.

- Proportional
- True Tracking
- Crab steer
- Delayed steering
- 2WS

Optional dual axle GPS steering available for next level precision agriculture.



Four-wheel-steering reduces the tractor's turning circle to less than 10m (tyre dependent). A three position switch allows the operator to quickly switch between 2WS, 4WS and a fully user programmable setting.



TOTAL CONTROL.

IN CAB TECHNOLOGY THAT DELIVERS HIGH LEVELS OF TRACTOR AND IMPLEMENT CONTROL THROUGH A SIMPLE, EASY TO USE INTERFACE.

A touch easier.

Large icons on the Fastrac touch screen terminal are easier to finger-tap on the move; intuitive navigation gets quickly to the functions the operator wants to set or adjust.

With just a few simple taps of the screen, select the main tractor functions, set up PTO, diff lock and 4wd cut-outs or adjust timing and flow at the electronic spool valves to suit different implements.

Create and save up to 5 sequences each with up to 15 steps in the Headland Turn Assist section to minimise control workload at the end of each run across a field.

Select different work-light combinations, allocate multiple functions to the joystick buttons and customise the display to individual tastes. Guide me home lights ensure you are never left in the dark.



4 customizable buttons can be easily configured to each job the Fastrac performs.

Factory fit GPS solutions available as well as compatibility with a wide range of 3rd party systems. For spraying and spreading applications, the Fastrac minimizes overlap at speeds of up to 25mph (40kph).



MAXIMUM UPTIME.

WHEN IT COMES TO ROUTINE SERVICING AND MAINTENANCE YOU'LL EVEN NOTICE THE DIFFERENCE HERE. QUICK AND EASY ACCESS MEANS REDUCED DOWNTIME FOR THE NEW FASTRAC 4000 SERIES.

1 Dip the oil without lifting the bonnet, top up fuel, DEF (AdBlue) and oil for the hydraulics with ease as the fillers are all on the same side.

2 Reaching the batteries, battery isolator and brake fluid reservoirs could not be easier - just open a panel behind the right-hand cab steps.

3 External disc brake assemblies provide exceptional service access reducing service and maintenance downtime.

Auto-stop and 600hr service intervals reduce TCO (total cost of ownership) for the customer.





Quick and easy access encourages regular service attention for a long and reliable working life - the high-lift bonnet and fold-out cooling system make it easy to give your Fastrac the attention it deserves.



LIVELINK TELEMATICS.

LiveLink telematics helps you monitor and manage your machine fleet remotely anywhere in the world by radically improving the efficiency, productivity, safety and security of all your JCB and non JCB machine fleet.

MACHINE EFFICIENCY: Keep track of your machine's daily activity with regular performance reports which provide information about idle time, location, machine health, error codes for diagnostics, engine utilisation by power band, safety alerts, and fuel consumption. JCB LiveLink ensures machines are kept running for maximum uptime and return on investment.

MACHINE RELIABILITY: Accurate hours and service alerts improve maintenance planning to optimise machine productivity.

MACHINE SECURITY: LiveLink's real time geo-fencing alerts tell you when machines move out of predetermined zones. Curfew alerts inform you of unauthorised usage.



Track the location of any asset via Bluetooth connection.



An after market telematics solution which can be retrofitted to any machine.



COMPLETE CONTROL FOR YOUR FLEET.

LiveLink Fleet enables you to track every aspect of your equipment to maximise efficiency and machine uptime.


GUESS LESS, KNOW MORE: Equipment issues and service reminders are logged as soon as they occur, helping you to react quickly.

YOUR EYES ON THE GROUND: Integrate LiveLink Fleet with the JCB Operator mobile app and data from your operators' daily equipment checks feed instantly into your dashboard.

TOTAL PEACE OF MIND: Operator safety alerts help to ensure machines are being used efficiently and safely.

SMARTER TOOLS. SMARTER DECISIONS: From hours worked to fuel wastage, access custom analytics on your fleet to make smarter decisions, quicker.

EFFORTLESS MEETS PAPERLESS: Access certificates, warranty information, quick start machine guides and manuals.



THEY SPOT IT, YOU KNOW IT.

The JCB Operator app gives you faster, clearer and more accurate information about your fleet, direct from the people using your equipment each day.

STAY IN TOUCH: Get regular checks on your machine with visibility in the LiveLink Fleet portal.

TAILOR YOUR CHECKS: Customise your checklists to suit any application, customer or site.

UPLOAD TO KEEP UPDATED: Upload useful information with photos and comments.

FULLY COMPATIBLE: The JCB Operator app works with non telemetry related machines and assets.

ACCESS ALL INFORMATION: Get access to documentation such as quick start guides.

*The individual features of LiveLink Telematics, LiveLink Fleet and Operator App vary per region, engine and machine type.

VALUE ADDED.

JCB'S WORLDWIDE CUSTOMER SUPPORT IS FIRST CLASS. WHATEVER YOU NEED AND WHEREVER YOU ARE, WE'LL BE AVAILABLE QUICKLY AND EFFICIENTLY TO HELP MAKE SURE YOUR MACHINERY IS PERFORMING TO ITS FULL POTENTIAL.



1

1 Our Technical Support Service provides instant access to factory expertise, day or night, while our Finance and Insurance teams are always on hand to provide fast, flexible, competitive quotes.

2 The global network of JCB Parts Centres is another model of efficiency; with 18 regional bases, we can deliver around 95% of all parts anywhere in the world within 24 hours. Our genuine JCB parts are designed to work in perfect harmony with your machine for optimum performance and productivity.

Note: JCB LIVELINK and JCB extended warranty packages may not be available in your region, so please check with your local dealer.

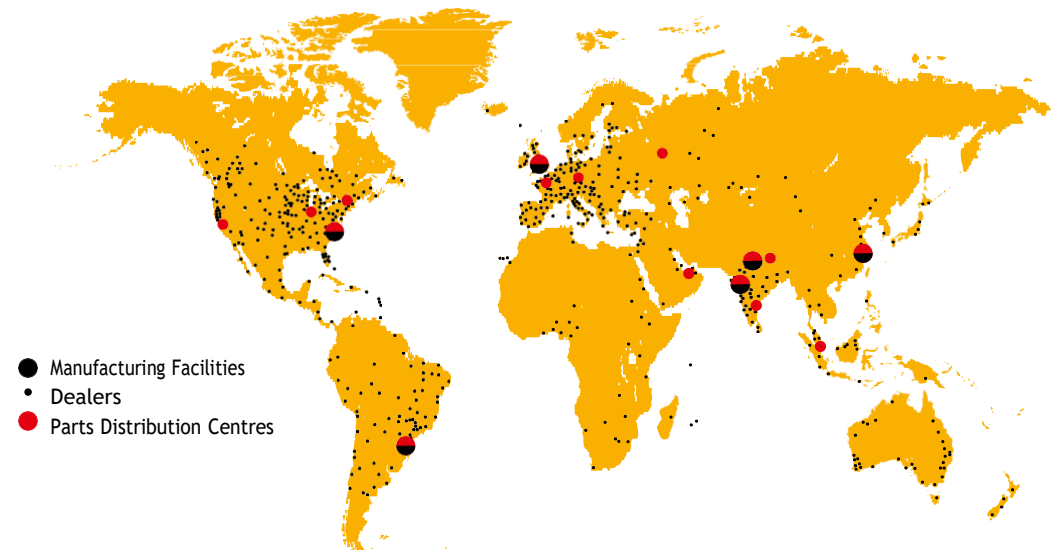


2

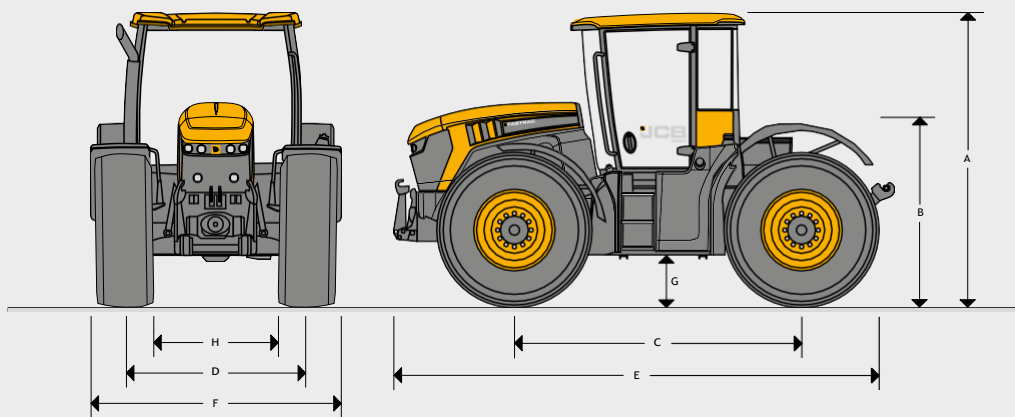
3 JCB offers comprehensive extended warranties as well as service-only or repair and maintenance contracts. Irrespective of what you opt for, our Maintenance teams around the world charge competitive labour rates, and offer non-obligation quotations as well as fast, efficient insurance repair work.



3



STATIC DIMENSIONS 4160, 4190, 4220



Tyres		540/65 R34
A	Height over cab	m 3.00
B	Height to deck	m 1.67
C	Wheelbase	m 2.98
D	Track width	m 1.83 / 2.00 standard
E	Overall length	m 5.40
F	Overall width	m 2.55
G	Ground clearance	m 0.45
H	Width between tyres	m 1.47

ENGINE

Model		4160	4190	4220
Rated Power hp @ 2100rpm	hp (kW)	167 (125)	189 (141)	217 (163)
Maximum Power hp @ 1900rpm	hp (kW)	175 (133)	208 (157)	235 (179)
Maximum Torque @ 1500rpm	lb-ft (Nm)	605 (820)	697 (945)	700.6 (950)
Make		AGCO Power		
Model		66 LFTN		
Injection		Bosch CP4 common rail		
No. of cylinders		6		
Capacity	cc	6596		
Bore	mm	108		
Stroke	mm	120		
Cooling		Water		
Air cleaner		Powercore dry element		
Aspiration		Turbocharged and intercooled		

SUSPENSION

Front and rear: Hydro-pneumatic self levelling. 45mm single-acting standard. 55mm double-acting option.

ELECTRICAL SYSTEM

System voltage	Volt	12
Alternator output	Amp	200
Battery capacity	Amp hour	2 x 110

CAPACITIES

Fuel tank	litres	390
Hydraulic tank	litres	130
Urea tank	litres	45

HYDRAULICS

Rear 3 point linkage control	Electronic raise/lower with depth, draft/position intermix, rate of drop and maximum lift height control plus external lift and lower.
Rear 3 point linkage type	Category III; Quick attach hook ends, eye end top link.
Rear 3 point linkage capacity	7000kg or 8000kg option available
Front 3 point linkage (optional) control	Electronic raise/lower with depth, rate of drop and maximum lift height control plus external lift and lower.
Front 3 point linkage (optional) type	Category IIIN; Quick attach hook ends, folding arm.
Front 3 point linkage (optional) capacity	3500kg

AUXILIARY HYDRAULICS

Max. oil flow @ 2100rpm rated speed	l/min	195
Flow per slice	l/min	100
Operating pressure	bar	206
Spool valves	Up to 6 double acting valves with flow and time control, constant pumping and float position.	
Standard (Agricultural version)	4 rear spools with rear free flow return	
Optional (Agricultural version)	4 or 5 rear spools, 0, 1 or 2 front spools, Front free flow return. Rear load sensing hydraulic connection (power beyond) and priority flow control (green spool)	
Standard (Utility version)	3 front and 3 rear spools with rear free flow return.	
Optional (Utility version)	2 rear spool valves, 4 front spool valves, Front free flow return, Rear load sensing hydraulic connection (power beyond) and priority flow control (green spool)	
Couplers	ISO deluxe quick release (release under pressure type).	

POWER TAKE OFF

Rear PTO type	4 speed PTO with electro hydraulic soft engage and electro-hydraulic speed shift			
Front PTO (Optional)	1000 rpm with electro hydraulic soft engage. Centre output or Offset output (Utility)			
Rear PTO speeds	540/1000/540E/1000E			
Rear PTO output spline	6 and 21 spline 1 3/8" diameter (standard)			
Front PTO output spline	6 spline 1 3/8" diameter (territory specific)			
Model	4160	4190	4220	
PTO power	hp (kW)	140 (103)	169 (124)	197 (145)

AXLES	
Type	Beam with outboard epicyclic reduction hubs.
Wheel mountings	12 stud front axle, 12 stud rear axle.
Four wheel drive engagement	Electrohydraulic front & rear..
Differentials	Front & Rear: electrohydraulic soft engage.

STEERING	
Type	Standard: Hydrostatic steering, fixed ratio. Optional: Hydrostatic steering, GPS ready with RapidSteer.
Four wheel steer system	Advanced speed sensitive 4WS with multiple operation modes and auto controls.
Minimum 4WS turning circle	9.8m (540/65 R30)

BRAKES	
Type	Outboard disc brakes, twin caliper on all 4 wheels
Operation	Air over hydraulic to EEC truck specification. ABS available in all territories as either standard fitment or option. Hillhold function optional on ABS tractors comes with traction control.
Trailer brakes	Standard twin line air trailer brakes. Territory specific single line hydraulic trailer brakes. Air trailer brake automatically applied by tractor park brake. 12V trailer ABS supply socket as standard.

TRANSMISSION	
Type	AGCO ML180 2 range continuously variable transmission with 6 modes of operation.
Speeds	Low range: 0-30kph. High range 0-60kph

VEHICLE WEIGHTS				
		Front axle	Rear axle	Total
Base machine	kg	4000	3990	7990
+ 600/70 R30, front link and front PTO	kg	4800	4150	8950
Maximum permissible mass	kg	8000	10000	14,500

WHEELS AND TYRES				
	Brand	Size	Track width standard mm	Track width reversed mm
Agricultural pattern	MITAS HC2000 (VF) / Michelin Axiobib 2 (VF)	540/65 R30	1870 / 2000	2264 / 2134
Agricultural pattern	BKT SIRO / MITAS HC2000 (VF)	540/65 R34	1870 / 2000	2264 / 2134
Agricultural pattern	(VF) / Michelin Axiobib 2 (VF)	540/65R34 Front & 600/70R30 Rear	2015	2218 / 2134
Agricultural pattern	BKT Agrimax / Trelleborg TM900	600/70 R30	1830	1930
Agricultural pattern	BKT SPARGO (VF)	380/85 R38	Adjustable bolted rims - 8 track settings	
Utility pattern	Nokian TRI 2	500/65 R28	1870	2264
Utility pattern	Nokian Hakkapellitta	540/65 R30	1870	2264
Utility pattern	BKT Ridemax	540/65 R30	1870	2264

Front directional and rear fixed and enclosed fenders. Fixed chassis mounted fenders. All tyres are speed rated for 65km/h

CAB STANDARD EQUIPMENT INCLUDES:	
	Fully automatic climate control, Air suspension seat with armrest mounted transmission and auxiliary controls, Colour touch screen display providing transmission information and setup capability, Electronic spool valves, Priority flow, Category 2 filtration, Front and rear wash wipe, Front sunblind, Full road lighting equipment, Auxiliary electrical and speed sensor sockets, Full size passenger seat, Lap belt for driver and passenger, Side console illumination, Slimline backlit dashboard, Storage compartment, Radio preparation with single DIN slot and four speakers. Cable access through rear window, Rear fender mounted raise/lower and PTO switches, Rear window blind, Wide angle mirrors.

OPTIONAL EQUIPMENT (DEPENDING ON MODEL AND TERRITORY)	
	850kg front weight, 900kg rear deck weight, headland turn assist with radar and performance monitor, deluxe seating options, heated front and rear screens, electric heated mirrors, Auxiliary audio input, Halogen and LED worklights options, external rear fender control buttons, 7 pin front power socket, 3 pin front or rear power socket, Interior rear view mirror, Automatic rear linkage stabilisers, Knuckle end top link, Hydraulic top link, Electric cool box, Rear hitch camera, Roof window, Rear deck mounting frame.

4000 SERIES INDUSTRIAL OPTIONS SUMMARY

- Utility front chassis with 200mm of height adjustable DIN mounting
- Offset front PTO
- Type B / 3, F1-C / 5 (utility chassis mounted) and front linkage mounted DIN plates
- Front mounted 7 pin (lighting) and 3 pin (power supply) sockets
- Front axle Stability Control System
- Agricultural and utility rear deck frames
- 28" wheels
- Industrial/winter Nokian tyres
- Orange body panels



ONE COMPANY, OVER 300 MACHINES.

Your nearest JCB dealer

9999/6153 en-GB 01/20 Issue 1

AGRARTREND,s.r.o.

Komárňanská cesta 10844

940 01 Nové Zámky

Mobil:+421 917 226 244

E-mail: pm@agrartrend.eu

Fastrac 4000 Series

Rated power: 160 - 217hp (119 - 162kW)

J
C
B

A
g
r
i
c
u
l
t
u
r
e
,

R
o
c
e
s
t
e
r
,

S
t
a
f
f
o
r
d
s
h
i
r

e ST14 5JP. Tel: +44 (0)1889 590312 Email:
salesinfo@jcb.com

Download the very latest information on this product range at: www.jcb.com

 [facebook.com/JCBAg](https://www.facebook.com/JCBAg)  [@JCBAgriculture](https://twitter.com/JCBAgriculture)  [JCBAgriculture](https://www.instagram.com/JCBAgriculture)  [youtube.com/JCBAgriculture](https://www.youtube.com/JCBAgriculture)

©2014 JCB Sales. All rights reserved. No part of this publication may be reproduced, stored in a retrieval system, or transmitted in any form or by any other means, electronic, mechanical, photocopying or otherwise, without prior permission from JCB Sales. All references in this publication to operating weights, sizes, capacities and other performance measurements are provided for guidance only and may vary dependant upon the exact specification of machine. They should not therefore be relied upon in relation to suitability for a particular application. Guidance and advice should always be sought from your JCB Dealer. JCB reserves the right to change specifications without notice. Illustrations and specifications shown may include optional equipment and accessories. All images are correct at time of print. The JCB logo is a registered trademark of J C Bamford Excavators Ltd.

